

Unifix



Do not sterilise

Instruction

REF 2100022-ENG/03.11



English

Medical devices entirely made in Switzerland by Bien-Air Dental SA.

Type

All the benefits of fast connection and easy rotation through 360°, for 3 and 4-hole connection, of air turbines and micromotors, with or without light.

Intended use

Product intended for professional use only. Use in dentistry for prophylaxis, general dentistry and endodontic work.

Technical data and assembly

Connector for 2- or 3-hole attachment **fig. 2**.

Connector for 4-hole attachment **fig. 3-4**.

Connector for 4-hole electrified attachment/4VLM **fig. 5**.

Connector for 4-hole electrified attachment/4VLM with air non-return valve **fig. 6**.

Classification

Class IIa, « active medical devices », as per section III « Classification », Rule 2 of Annex IX to European Directive 93/42/EEC, namely: « Non-invasive devices intended for channelling liquids or gases for the purpose of administration into the body, which may be connected to an active medical device in Class IIa ».

Connections fig. 1

- Screw the tube onto the back of the Unifix.
- To place the turbine on the Unifix, push the turbine as far as the stop. Then check the coupling by pulling on the turbine.
- To remove the turbine, press the buttons of the Unifix as far as the stop and take out the turbine. Proceed to this operation once the turbine has reached a complete stop.

1a

All Bien-Air Dental turbines for Unifix connector.

1b

Ring for controlling water flow-rate.

1c

4 Bien-Air Dental electrified lines.

The Unifix connectors are compatible. You can attach a turbine without light to the connector of a Unifix with light and vice versa.

Polarity **fig. 7**.

Adaptor application **fig. 8**.

Maintenance

Non-sterilisable

Only use maintenance products and components from Bien-Air Dental. The use of other products and components can void the guarantee.

Overhaul

Never disassemble the device. For any modification and repair, we recommend that you contact your regular supplier or Bien-Air Dental directly.

Bien-Air Dental asks the user to have its dynamic instruments checked or inspected at least once a year.

Cleaning

Carefully clean all surfaces with a cloth impregnated with **Spraynet**, **fig. 9**.

Disinfection

Disinfect using a clean cloth soaked in a suitable product. Products containing acetone, chlorine and bleaches are not recommended as disinfectants.

Transport

Temperature between -40°C (-40°F) and 70°C (158°F), relative humidity between 10% and 100%, atmospheric pressure 50 kPa to 106 kPa (7.3 to 15.3 psi).

Information

The technical specifications, illustrations and dimensions contained in these instructions are given only as a guide. They may not be the subject of any claim. The manufacturer reserves the right to make technical improvements to its equipment, without amending these instructions. For all additional information, please contact Bien-Air Dental SA at the address indicated on the back cover.

Other precautions for use

The device must be used by a qualified person in accordance with the current legal provisions concerning industrial safety, health and accident prevention measures, and these working instructions. In accordance with these requirements, the operators:

- must only use operating devices that are in perfect working order; in the event of irregular functioning, excessive vibration, abnormal heating or other signs indicating malfunction of the device, the work must be stopped immediately; in this case, contact a repair centre that is approved by Bien-Air Dental;
- must ensure that the device is used only for the purpose for which it is intended, must protect themselves, their patients and third parties from any danger, and must avoid contamination through the use of the product.

The device is intended for medical treatment only; any use other than that for which this product is intended is unauthorised and may be dangerous. The medical device meets all the current legal requirements.

The device is not authorised for use in an explosive atmosphere (anaesthetic gas).

Never immerse in disinfectant solutions.

Recommendations

It is essential to use dry, purified compressed air in order to ensure the long working life of the device. Maintain the quality of the air and the water by regular maintenance of the compressor and the filtration systems. The use of unfiltered hard water will lead to early blockage of the tubes, connectors and spray cones.

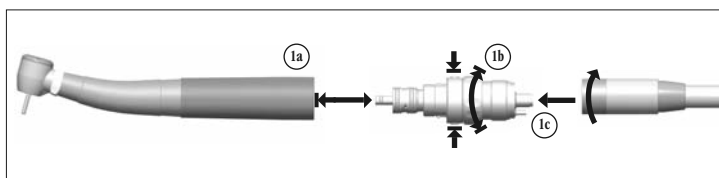


fig. 1

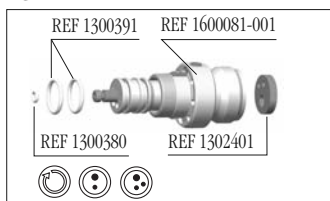


fig. 2

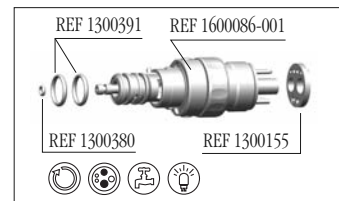


fig. 5

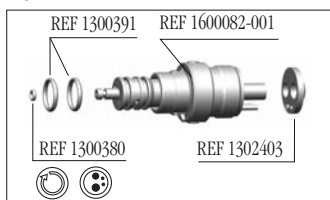


fig. 3

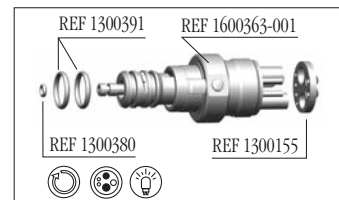


fig. 6

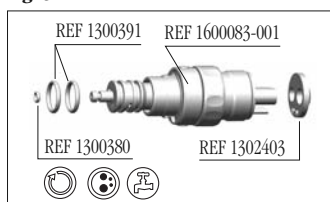


fig. 4

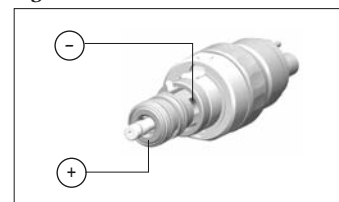


fig. 7




fig. 8

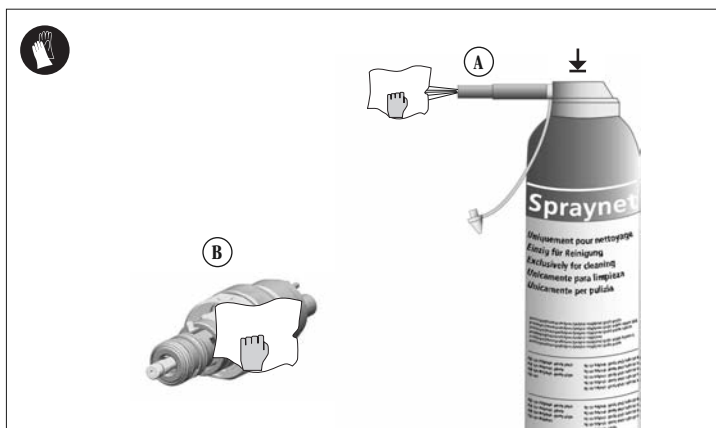


fig. 9

Rest the device on a suitable support to avoid risks of infection for yourself, the patient or third parties.

Guarantee

Terms of guarantee

Bien-Air Dental grants the user a guarantee covering all functional defects, material or production faults. The device is covered by this guarantee for 12 months from the date of invoicing.

In the event of justified claim, Bien-Air Dental or its authorised representative will fulfil the company's obligations under this guarantee by repairing or replacing the product free of charge.

Any other claims, of whatever nature, in particular in the form of a claim for damages and interest, are excluded.

Bien-Air Dental shall not be held responsible for damage or injury and the consequences thereof, resulting from:

- excessive wear and tear
- improper use
- non-observance of the instructions for installation, operation and maintenance
- unusual chemical, electrical or electrolytic influences
- poor connections, whether of the air, water or electricity supply.

The guarantee does not cover flexible "fibre optic" type conductors, or any parts made of synthetic materials.

The guarantee shall become null and void if the damage and its consequences are due to improper manipulation of the product, or modifications to the product carried out by persons not authorised by Bien-Air Dental.

Claims under the terms of the guarantee will be considered only on presentation, together with the product, of the invoice or the consignment note, on which the date of purchase, the product reference and the Serial No. should be clearly indicated.

REF	Legend
1600363-001	Unifix 4-hole coupling air non-return valve, for instruments with light
1600086-001	Unifix 4-hole coupling with spray adjuster for fibre-optic instruments
1600083-001	Unifix 4-hole coupling with spray adjuster
1600082-001	Unifix 4-hole coupling
1600081-001	Unifix 3-hole coupling
1500010-001	3-hole connector for braided or smooth hoses
1600089-001	3-hole exit adaptor for standard 4-hole hoses
1302401-010	Seal 3V
1300155-010	Seal 4 VL
1302403-010	Seal 4V
1300380-010	O-Ring Ø 1.5 mm x Ø 0.75 mm
1300391-010	O-Ring Ø 7 mm x Ø 1 mm
1600036-006	Spraynet, cleaning spray 500 ml, box of 6 cans

This product may be covered by one or more of the following patents:

EP Europe: 745358 / 688539 / 948294 / 1145688 / 1563800 / 1563801 / 1675523 / 1753360 **DE Germany:** 29616023.7
DK Denmark: 9600315 **FR France:** 2722972 **CH Switzerland:** 693922 **CN China:** 100528099 / 100522100 / 100522099 / 100553584 **JP Japan:** 3892485 / 4298933 / 7000419 **US United-States:** 5453008 / 6033220 / 6319003 / 7214060 / 7448870
RU Russia: 2361540 / 2361541 / 2372046















REF 1600081-001 COUPLING UNIFIX 3H / REF 1600082-001 COUPLING UNIFIX 4H /
 REF 1600083-001 COUPLING UNIFIX 4H WATER ADJ / REF 1600086-001 COUPLING UNIFIX 4H L WATER ADJ /
 REF 1600363-001 COUPLING UNIFIX 4H L / REF 1600089-001 ADAPTER 4H-3H / REF 1500010-001 RA 3V s/TUY toilé

List of Bien-Air Dental SA registered trade mark products ®:

Aquilon®	Diamline®	Isolite®	PowerCare®
Bora®	Eolia®	Lubrifiuid®	Prestilina®
Boralina®	Gyro®	Lubrimed®	Spraynet®
ChiroPro®	Gyrolina®	MX®	

In these instructions, "Device" corresponds to the product described in the heading "Type". For example, turbine, contra-angle, handpiece, micromotor, tube, electronics, connectors, station etc.


Symbols

	Manufacturer.		360° rotating coupling.
	CE Marking with number of the notified body.		2-hole connection.
	Attention.		3-hole connection.
	Wear rubber gloves.		4-hole connection.
	Light.		4-hole connection electric.
	Hose coupling with spray-adjuster.		USA 5-hole connection with glass-bar light.
	Move in the direction indicated.		Move fully to the stop, in the direction indicated.

Set supplied



Optional accessories



Bien-Air Dental SA
 Länggasse 60
 Case postale
 2500 Bienne 6, Switzerland
 Tel. +41 (0)32 344 64 64
 Fax +41 (0)32 344 64 91
 office@bienair.com

Bien-Air Deutschland GmbH
 Jechtinger Strasse 11
 79111 Freiburg, Deutschland
 Tel. +49 (0)761 45 57 40
 Fax +49 (0)761 47 47 28
 ba-d@bienair.com

Bien-Air España, SA
 Entença, 169 Bajos
 08029 Barcelona, España
 Tel. +34 934 25 30 40
 Fax +34 934 23 98 60
 ba-e@bienair.com

Bien-Air USA, Inc.
 Medical Technologies
 5 Corporate Park
 Suite 160
 Irvine, CA 92606 USA
 Phone 1-800-433-BIEN
 Phone 949-477-6050
 Fax 949-477-6051
 ba-usa@bienair.com

Bien-Air France Sàrl
 55-57, avenue Jean Lolive
 93508 Pantin Cedex, France
 Tel. +33 (0)1 41 83 60 70
 Fax +33 (0)1 48 96 07 40
 ba-f@bienair.com

Bien-Air Italia s.r.l.
 Via Vaina 3
 20122 Milano, Italia
 Tel. +39 (02) 58 32 12 51/52/54
 Fax +39 (02) 58 32 12 53
 ba-i@bienair.com

Bien-Air UK Ltd
 Arundel House
 Unit 1 - Ground Floor
 Amberley Court, Whitworth Road
 Crawley, West Sussex,
 RH11 7XL, England
 Telephone +44 (0)1293 550200
 Fax: +44 (0)1293 520481
 ba-uk@bienair.com

Bien-Air Asia Ltd.
 Nishi-Ikebukuro
 Daiichi-Seimei Bldg. 10F
 2-40-12 Ikebukuro, Toshimaku
 Tokyo, 171-0014, Japan

ピエン・エア・アジア株式会社
 〒171-0014
 東京都豊島区池袋2-40-12
 西池袋第一生命ビルディング10F

Tel. +81 (3) 5954-7661
 Fax +81 (3) 5954-7660
 ba-asia@bienair.com

Beijing Bien-Air
 Medical Instrument
 Technology Service Co. Ltd.
 Room 907, The Exchange Beijing,
 No 118 Jian Guo Lu Yi,
 Chao Yang District,
 Beijing 100022, China

北京彼岸医疗器械
 技术服务有限公司
 北京市朝阳区建国路
 乙118号招商局中心
 京汇大厦2106室

Tel. +86 10 6567 0651
 Fax +86 10 6567 8047
 ba-beijing@bienair.com